

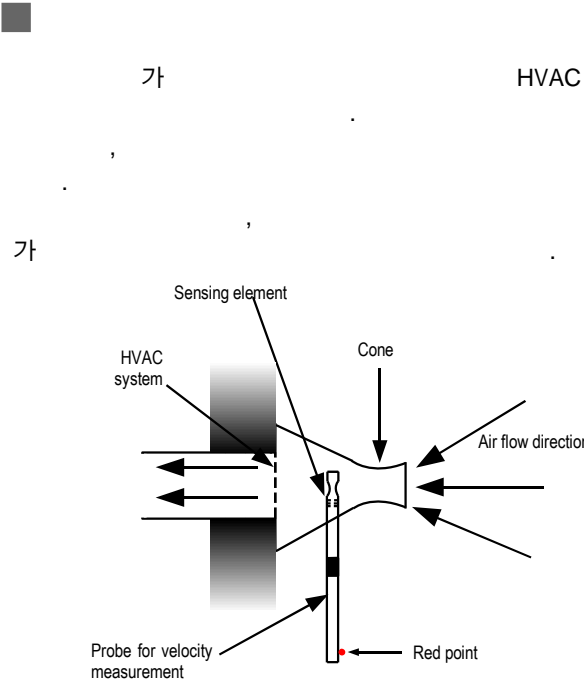
cone

*
* : 100mm
*

cone HVAC

cone KIMO Class 100, 200, 300
100mm

Many models are available according to the flow, the dimensions of the diffusers and the probe used.



CONE

K35 CONE

: 10 ~ 400m³/h
: 200 × 200 mm
330mm
: 800g
: Fibreglass 300 PLP



K75 CONE

: 30 ~ 750m³/h
: 300 × 300 mm
470mm
: 1400g
: Fibreglass 300 PLP



K120 CONE

: 50 ~ 1200m³/h
: 450 × 450 mm
600mm
: 1700g
: Fibreglass 300 PLP



K150 CONE

: 10 ~ 400 m³/h
: 550 × 100 mm
600mm
: 1400g
: Fibreglass 300 PLP



100mm

CONE



K25 CONE

: 10 ~ 400m³/h
: 200 × 200 mm
330mm
: 800g
: Fibreglass 300 PLP



K85 CONE

: 10 ~ 400m³/h
: 350 × 350 mm
450mm
: 1010g
: Fibreglass 300 PLP

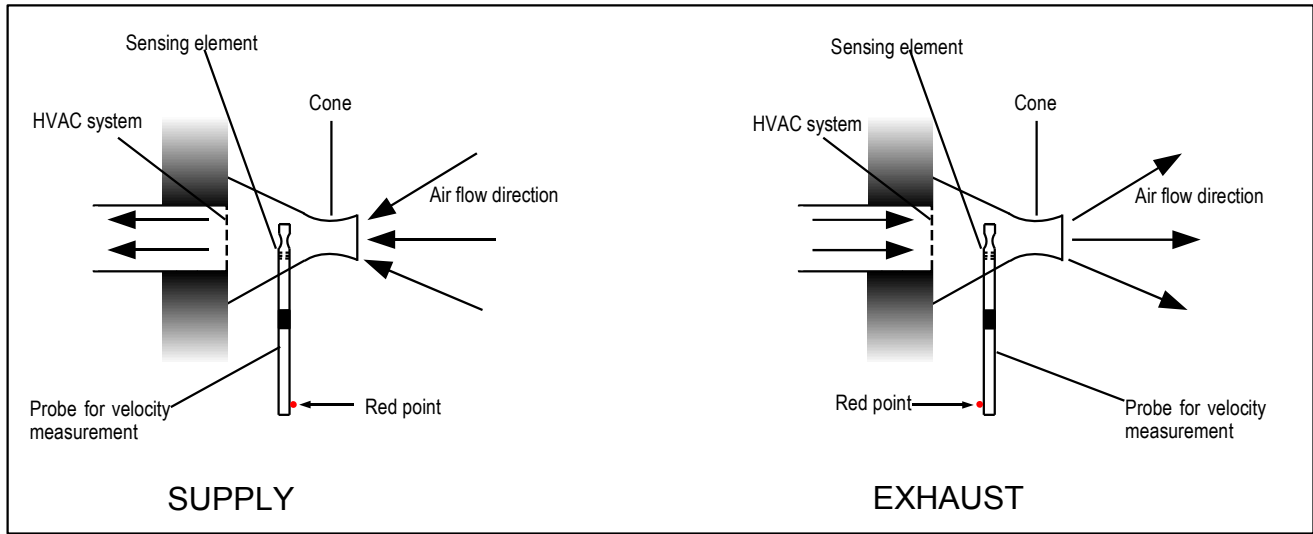



1. cone

a. cone (K35, K75, K120, K150)

* cone

* 가 가




b. 100mm CONE (K25, K85)

* cone

* (supply) : 가 CONE

* (exhaust): 가 CONE



2. cone

- Square side of the cone for anemometer must be placed against the HAVC system.
- Don't take out the vane \varnothing 100 mm probe of the cone by drawing of the probe handle.

